

**March 19, 2024 Primary Election
Unofficial Certification of Results
Signature Form**

We, the undersigned Members of the Board of Elections of County indicated below, do hereby certify that the Unofficial Results of the Election (county specific and most-populous, if applicable) submitted to the Secretary of State's Office are valid and accurate, and and the number of absentee voters reconciles with the number of absentee ballots cast and counted.


Miami
County Name

IN WITNESS WHEREOF, we have subscribed our names officially on the date indicated below:


Nov 5, 2024
Today's Date

Prior to signing this form, please prepare an email to Results@OhioSoS.gov with the following attachments and check them off prior to signing the form ensuring the correct attachments are with the email:


- Summary Report (if a separate report from Group Detail. If this report is unavailable, please contact your vendor)
- Group Detail Report




Director




Board Member




Board Member



Deputy Director



Board Member



Board Member

Statement of Votes Cast by Geography
 Miami County, 2024 General Election, Nov 05, 2024 Miami's Unofficial Canvass
 All Precincts, All Districts, All Counter Groups, All ScanStations, All Contests, All Boxes
 Total Ballots Cast: 58874, Registered Voters: 78731, Overall Turnout: 74.78%
 87 precincts reported out of 87 total

Choice	Votes	Vote %	AB	ED	EV	PR
All Precincts						
President and Vice President (Vote for 1)						
58874 ballots (58 over voted ballots, 58 overvotes, 332 undervotes), 78731 registered voters, turnout 74.78%						
Donald J. Trump and JD Vance	41974	71.77%	4471	21115	16388	0
Kamala Harris and Tim Walz	15732	26.90%	3351	5886	6495	0
Chase Oliver and Mike ter Maat	307	0.52%	39	196	72	0
Write-in	151	0.26%	20	96	35	0
Richard Duncan and Mitchell Preston Bupp	129	0.22%	24	79	26	0
Jill Stein and Anita Rios	104	0.18%	10	61	33	0
Peter Sonski and Lauren Onak	87	0.15%	28	40	19	0
Total	58484	100.00%	7943	27473	23068	0
Overvotes	58					
Undervotes	332					
Justice of the Supreme Court (FTC 1-1-2025) (Vote for 1)						
58874 ballots (7 over voted ballots, 7 overvotes, 2362 undervotes), 78731 registered voters, turnout 74.78%						
Megan E. Shanahan	41433	73.33%	4515	20655	16263	0
Michael P. Donnelly	15072	26.67%	3110	5789	6173	0
Total	56505	100.00%	7625	26444	22436	0
Overvotes	7					
Undervotes	2362					
Justice of the Supreme Court (FTC 1-2-2025) (Vote for 1)						
58874 ballots (21 over voted ballots, 21 overvotes, 2726 undervotes), 78731 registered voters, turnout 74.78%						
Joseph T. Deters	40810	72.71%	4446	20296	16068	0
Melody J. Stewart	15317	27.29%	3126	5967	6224	0
Total	56127	100.00%	7572	26263	22292	0
Overvotes	21					
Undervotes	2726					
Justice of the Supreme Court (UTE 12-31-26) (Vote for 1)						
58874 ballots (5 over voted ballots, 5 overvotes, 2718 undervotes), 78731 registered voters, turnout 74.78%						
Daniel R. Hawkins	40915	72.87%	4475	20314	16126	0
Lisa Forbes	15236	27.13%	3157	5915	6164	0
Total	56151	100.00%	7632	26229	22290	0
Overvotes	5					
Undervotes	2718					
U.S. Senator (Vote for 1)						
58874 ballots (10 over voted ballots, 10 overvotes, 960 undervotes), 78731 registered voters, turnout 74.78%						
Bernie Moreno	38610	66.68%	4056	19055	15499	0
Sherrad Brown	17276	29.84%	3589	6865	6822	0
Don Kissick	1977	3.41%	209	1240	528	0
Write-in	41	0.07%	6	16	19	0
Total	57904	100.00%	7860	27176	22868	0
Overvotes	10					
Undervotes	960					
Representative to Congress (8th District) (Vote for 1)						
10332 ballots (0 over voted ballots, 0 overvotes, 370 undervotes), 12933 registered voters, turnout 79.89%						
Warren Davidson	7915	79.45%	868	4137	2910	0
Vanessa Enoch	2047	20.55%	428	768	851	0
Total	9962	100.00%	1296	4905	3761	0
Overvotes	0					
Undervotes	370					
Representative to Congress (15th District) (Vote for 1)						
48542 ballots (5 over voted ballots, 5 overvotes, 2066 undervotes), 65798 registered voters, turnout 73.77%						
Mike Carey	34115	73.41%	3772	16802	13541	0

W. A. H.
Over
Frank E. Long III

Michael E. / ...
Audrey N. Gillespie

Votes Cast for Jill Stein will not be counted

Christina Panagoulas-Stephens

Laura Burns

Statement of Votes Cast by Geography
 Miami County, 2024 General Election, Nov 05, 2024 Miami's Unofficial Canvass
 All Precincts, All Districts, All Counter Groups, All ScanStations, All Contests, All Boxes
 Total Ballots Cast: 58874, Registered Voters: 78731, Overall Turnout: 74.78%
 87 precincts reported out of 87 total

Choice	Votes	Vote %	AB	ED	EV	PR
Adam Miller	12356	26.59%	2594	4679	5083	0
Total	46471	100.00%	6366	21481	18624	0
Overvotes	5					
Undervotes	2066					

State Representative (80th District) (Vote for 1)

58874 ballots (11 over voted ballots, 11 overvotes, 2717 undervotes), 78731 registered voters, turnout 74.78%

Johnathan Newman	41256	73.48%	4543	20514	16199	0
Melissa VanDyke	14890	26.52%	3090	5717	6083	0
Total	56146	100.00%	7633	26231	22282	0
Overvotes	11					
Undervotes	2717					

Judge of the Court of Appeals (2nd District) (Vote for 1)

58874 ballots (0 over voted ballots, 0 overvotes, 15227 undervotes), 78731 registered voters, turnout 74.78%

Robert Hanseman	43647	100.00%	5289	21480	16878	0
Total	43647	100.00%	5289	21480	16878	0
Overvotes	0					
Undervotes	15227					

County Commissioner (1-2-2025) (Vote for 1)

58874 ballots (0 over voted ballots, 0 overvotes, 15790 undervotes), 78731 registered voters, turnout 74.78%

Gregory Simmons	43084	100.00%	5209	21186	16689	0
Total	43084	100.00%	5209	21186	16689	0
Overvotes	0					
Undervotes	15790					

County Commissioner (1-3-2025) (Vote for 1)

58874 ballots (0 over voted ballots, 0 overvotes, 15817 undervotes), 78731 registered voters, turnout 74.78%

Wade H. Westfall	43057	100.00%	5263	21093	16701	0
Total	43057	100.00%	5263	21093	16701	0
Overvotes	0					
Undervotes	15817					

Prosecuting Attorney (Vote for 1)

58874 ballots (0 over voted ballots, 0 overvotes, 15749 undervotes), 78731 registered voters, turnout 74.78%

Paul M. Watkins	43125	100.00%	5264	21177	16684	0
Total	43125	100.00%	5264	21177	16684	0
Overvotes	0					
Undervotes	15749					

Clerk of the Court of Common Pleas (Vote for 1)

58874 ballots (0 over voted ballots, 0 overvotes, 15058 undervotes), 78731 registered voters, turnout 74.78%

Shawn M. Peeples	43816	100.00%	5334	21502	16980	0
Total	43816	100.00%	5334	21502	16980	0
Overvotes	0					
Undervotes	15058					

Sheriff (Vote for 1)

58874 ballots (0 over voted ballots, 0 overvotes, 14225 undervotes), 78731 registered voters, turnout 74.78%

Dave Duchak	44649	100.00%	5515	21835	17299	0
Total	44649	100.00%	5515	21835	17299	0
Overvotes	0					
Undervotes	14225					

County Recorder (Vote for 1)

58874 ballots (0 over voted ballots, 0 overvotes, 46566 undervotes), 78731 registered voters, turnout 74.78%

Write-in	12308	100.00%	1730	5531	5047	0
----------	-------	---------	------	------	------	---

Statement of Votes Cast by Geography
 Miami County, 2024 General Election, Nov 05, 2024 Miami's Unofficial Canvass
 All Precincts, All Districts, All Counter Groups, All ScanStations, All Contests, All Boxes
 Total Ballots Cast: 58874, Registered Voters: 78731, Overall Turnout: 74.78%
 87 precincts reported out of 87 total

Choice	Votes	Vote %	AB	ED	EV	PR
Total	12308	100.00%	1730	5531	5047	0
Overvotes	0					
Undervotes	46566					

County Treasurer (Vote for 1)

58874 ballots (0 over voted ballots, 0 overvotes, 14916 undervotes), 78731 registered voters, turnout 74.78%

Jim Stubbs	43958	100.00%	5437	21468	17053	0
Total	43958	100.00%	5437	21468	17053	0
Overvotes	0					
Undervotes	14916					

County Engineer (Vote for 1)

58874 ballots (0 over voted ballots, 0 overvotes, 15210 undervotes), 78731 registered voters, turnout 74.78%

Paul P. Huelskamp	43664	100.00%	5363	21355	16946	0
Total	43664	100.00%	5363	21355	16946	0
Overvotes	0					
Undervotes	15210					

Coroner (Vote for 1)

58874 ballots (0 over voted ballots, 0 overvotes, 14660 undervotes), 78731 registered voters, turnout 74.78%

William N. Ginn	44214	100.00%	5469	21614	17131	0
Total	44214	100.00%	5469	21614	17131	0
Overvotes	0					
Undervotes	14660					

Judge of the Court of Common Pleas (Vote for 1)

58874 ballots (0 over voted ballots, 0 overvotes, 20388 undervotes), 78731 registered voters, turnout 74.78%

Stacy M. Wall	38486	100.00%	5180	18644	14662	0
Total	38486	100.00%	5180	18644	14662	0
Overvotes	0					
Undervotes	20388					

State Issue 1 (Vote for 1)

58874 ballots (19 over voted ballots, 19 overvotes, 3529 undervotes), 78731 registered voters, turnout 74.78%

NO	38019	68.72%	4215	18838	14966	0
YES	17307	31.28%	3236	7075	6996	0
Total	55326	100.00%	7451	25913	21962	0
Overvotes	19					
Undervotes	3529					

Casstown Fire Levy (Vote for 1)

122 ballots (0 over voted ballots, 0 overvotes, 3 undervotes), 168 registered voters, turnout 72.62%

For the Tax Levy	83	69.75%	10	32	41	0
Against the Tax Levy	36	30.25%	1	20	15	0
Total	119	100.00%	11	52	56	0
Overvotes	0					
Undervotes	3					

Huber Heights Charter Amendment 4.03 (Vote for 1)

2935 ballots (3 over voted ballots, 3 overvotes, 412 undervotes), 4196 registered voters, turnout 69.95%

YES	1926	76.43%	339	851	736	0
NO	594	23.57%	97	266	231	0
Total	2520	100.00%	436	1117	967	0
Overvotes	3					
Undervotes	412					

Huber Heights Charter Amendments 4.04, 4.12 & 5.12 (Vote for 1)

2935 ballots (1 over voted ballots, 1 overvotes, 405 undervotes), 4196 registered voters, turnout 69.95%

YES	1548	61.21%	288	653	607	0
-----	------	--------	-----	-----	-----	---

Votes Cast for Jill Stein will not be counted

Statement of Votes Cast by Geography
 Miami County, 2024 General Election, Nov 05, 2024 Miami's Unofficial Canvass
 All Precincts, All Districts, All Counter Groups, All ScanStations, All Contests, All Boxes
 Total Ballots Cast: 58874, Registered Voters: 78731, Overall Turnout: 74.78%
 87 precincts reported out of 87 total

Choice	Votes	Vote %	AB	ED	EV	PR
NO	981	38.79%	152	467	362	0
Total	2529	100.00%	440	1120	969	0
Overvotes	1					
Undervotes	405					

Huber Heights Charter Amendment 5.08 (Vote for 1)

2935 ballots (1 over voted ballots, 1 overvotes, 444 undervotes), 4196 registered voters, turnout 69.95%

YES	1911	76.75%	351	820	740	0
NO	579	23.25%	85	283	211	0
Total	2490	100.00%	436	1103	951	0
Overvotes	1					
Undervotes	444					

Huber Heights Charter Amendment 6.01 (Vote for 1)

2935 ballots (2 over voted ballots, 2 overvotes, 411 undervotes), 4196 registered voters, turnout 69.95%

YES	2056	81.52%	351	905	800	0
NO	466	18.48%	82	215	169	0
Total	2522	100.00%	433	1120	969	0
Overvotes	2					
Undervotes	411					

Huber Heights Charter Amendment 9.07 & 13.08 (Vote for 1)

2935 ballots (0 over voted ballots, 0 overvotes, 329 undervotes), 4196 registered voters, turnout 69.95%

YES	2202	84.50%	399	931	872	0
NO	404	15.50%	50	215	139	0
Total	2606	100.00%	449	1146	1011	0
Overvotes	0					
Undervotes	329					

Pleasant Hill Gas Aggregation (Vote for 1)

697 ballots (0 over voted ballots, 0 overvotes, 66 undervotes), 895 registered voters, turnout 77.88%

YES	417	66.09%	55	230	132	0
NO	214	33.91%	17	152	45	0
Total	631	100.00%	72	382	177	0
Overvotes	0					
Undervotes	66					

Pleasant Hill Electric Aggregation (Vote for 1)

697 ballots (1 over voted ballots, 1 overvotes, 58 undervotes), 895 registered voters, turnout 77.88%

YES	423	66.30%	56	236	131	0
NO	215	33.70%	18	150	47	0
Total	638	100.00%	74	386	178	0
Overvotes	1					
Undervotes	58					

Tipp City Charter Amendment 4.14 (Vote for 1)

6222 ballots (3 over voted ballots, 3 overvotes, 395 undervotes), 7950 registered voters, turnout 78.26%

YES	4407	75.67%	682	1884	1841	0
NO	1417	24.33%	182	595	640	0
Total	5824	100.00%	864	2479	2481	0
Overvotes	3					
Undervotes	395					

Tipp City Charter Amendment 5.01 (Vote for 1)

6222 ballots (2 over voted ballots, 2 overvotes, 372 undervotes), 7950 registered voters, turnout 78.26%

YES	5235	89.52%	795	2235	2205	0
NO	613	10.48%	70	261	282	0

Statement of Votes Cast by Geography
 Miami County, 2024 General Election, Nov 05, 2024 Miami's Unofficial Canvass
 All Precincts, All Districts, All Counter Groups, All ScanStations, All Contests, All Boxes
 Total Ballots Cast: 58874, Registered Voters: 78731, Overall Turnout: 74.78%
 87 precincts reported out of 87 total

Choice	Votes	Vote %	AB	ED	EV	PR
Total	5848	100.00%	865	2496	2487	0
Overvotes	2					
Undervotes	372					

Tipp City Charter Amendment 8.01 (Vote for 1)

6222 ballots (14 over voted ballots, 14 overvotes, 424 undervotes), 7950 registered voters, turnout 78.26%

YES	3702	64.00%	522	1624	1556	0
NO	2082	36.00%	327	840	915	0
Total	5784	100.00%	849	2464	2471	0
Overvotes	14					
Undervotes	424					

Tipp City Charter Amendment 8.04 (Vote for 1)

6222 ballots (4 over voted ballots, 4 overvotes, 487 undervotes), 7950 registered voters, turnout 78.26%

YES	3342	58.31%	484	1451	1407	0
NO	2389	41.69%	352	997	1040	0
Total	5731	100.00%	836	2448	2447	0
Overvotes	4					
Undervotes	487					

Tipp City Charter Amendment 8.05 (Vote for 1)

6222 ballots (0 over voted ballots, 0 overvotes, 573 undervotes), 7950 registered voters, turnout 78.26%

YES	4054	71.76%	594	1721	1739	0
NO	1595	28.24%	237	679	679	0
Total	5649	100.00%	831	2400	2418	0
Overvotes	0					
Undervotes	573					

Lostcreek Township Fire Levy (Vote for 1)

875 ballots (0 over voted ballots, 0 overvotes, 37 undervotes), 1006 registered voters, turnout 86.98%

For the Tax Levy	612	73.03%	75	285	252	0
Against the Tax Levy	226	26.97%	25	107	94	0
Total	838	100.00%	100	392	346	0
Overvotes	0					
Undervotes	37					

Lostcreek Township Ambulance Levy (Vote for 1)

875 ballots (0 over voted ballots, 0 overvotes, 47 undervotes), 1006 registered voters, turnout 86.98%

For the Tax Levy	446	53.86%	47	213	186	0
Against the Tax Levy	382	46.14%	52	174	156	0
Total	828	100.00%	99	387	342	0
Overvotes	0					
Undervotes	47					

Monroe Township Senior Citizen Levy (Vote for 1)

10078 ballots (2 over voted ballots, 2 overvotes, 619 undervotes), 12665 registered voters, turnout 79.57%

For the Tax Levy	5210	55.09%	849	2078	2283	0
Against the Tax Levy	4247	44.91%	535	1922	1790	0
Total	9457	100.00%	1384	4000	4073	0
Overvotes	2					
Undervotes	619					

Springcreek Township Current Expenses Levy (Vote for 1)

1267 ballots (0 over voted ballots, 0 overvotes, 45 undervotes), 1572 registered voters, turnout 80.60%

For the Tax Levy	946	77.41%	130	467	349	0
Against the Tax Levy	276	22.59%	18	158	100	0

Statement of Votes Cast by Geography
 Miami County, 2024 General Election, Nov 05, 2024 Miami's Unofficial Canvass
 All Precincts, All Districts, All Counter Groups, All ScanStations, All Contests, All Boxes
 Total Ballots Cast: 58874, Registered Voters: 78731, Overall Turnout: 74.78%
 87 precincts reported out of 87 total

Choice	Votes	Vote %	AB	ED	EV	PR
Total	1222	100.00%	148	625	449	0
Overvotes	0					
Undervotes	45					

Springcreek Township EMS Levy (Vote for 1)

1267 ballots (0 over voted ballots, 0 overvotes, 43 undervotes), 1572 registered voters, turnout 80.60%

For the Tax Levy	923	75.41%	117	461	345	0
Against the Tax Levy	301	24.59%	29	167	105	0
Total	1224	100.00%	146	628	450	0
Overvotes	0					
Undervotes	43					

Washington Township EMS Levy (Vote for 1)

935 ballots (0 over voted ballots, 0 overvotes, 37 undervotes), 1128 registered voters, turnout 82.89%

For the Tax Levy	658	73.27%	103	288	267	0
Against the Tax Levy	240	26.73%	37	97	106	0
Total	898	100.00%	140	385	373	0
Overvotes	0					
Undervotes	37					

Covington School Income Levy (Vote for 1)

2543 ballots (0 over voted ballots, 0 overvotes, 102 undervotes), 3312 registered voters, turnout 76.78%

For the Tax	1325	54.28%	159	781	385	0
Against the Tax	1116	45.72%	152	651	313	0
Total	2441	100.00%	311	1432	698	0
Overvotes	0					
Undervotes	102					

Franklin Monroe School Permanent Improvement Levy (Vote for 1)

9 ballots (0 over voted ballots, 0 overvotes, 1 undervotes), 15 registered voters, turnout 60.00%

For the Tax Levy	4	50.00%	0	3	1	0
Against the Tax Levy	4	50.00%	0	2	2	0
Total	8	100.00%	0	5	3	0
Overvotes	0					
Undervotes	1					

Miami East School General Permanent Improvements Levy (Vote for 1)

5421 ballots (1 over voted ballots, 1 overvotes, 242 undervotes), 6579 registered voters, turnout 82.40%

For the Tax Levy	2763	53.36%	308	1263	1192	0
Against the Tax Levy	2415	46.64%	302	1072	1041	0
Total	5178	100.00%	610	2335	2233	0
Overvotes	1					
Undervotes	242					

Milton-Union Library Levy (Vote for 1)

5573 ballots (4 over voted ballots, 4 overvotes, 117 undervotes), 7148 registered voters, turnout 77.97%

For the Tax Levy	3122	57.26%	498	1670	954	0
Against the Tax Levy	2330	42.74%	216	1340	774	0
Total	5452	100.00%	714	3010	1728	0
Overvotes	4					
Undervotes	117					

Milton-Union Income Tax Levy (Vote for 1)

5573 ballots (3 over voted ballots, 3 overvotes, 121 undervotes), 7148 registered voters, turnout 77.97%

Against the Tax	3279	60.18%	381	1828	1070	0
For the Tax	2170	39.82%	328	1185	657	0

Statement of Votes Cast by Geography
 Miami County, 2024 General Election, Nov 05, 2024 Miami's Unofficial Canvass
 All Precincts, All Districts, All Counter Groups, All ScanStations, All Contests, All Boxes
 Total Ballots Cast: 58874, Registered Voters: 78731, Overall Turnout: 74.78%
 87 precincts reported out of 87 total

Choice	Votes	Vote %	AB	ED	EV	PR
Total	5449	100.00%	709	3013	1727	0
Overvotes	3					
Undervotes	121					

Newton School Income Levy (Vote for 1)

1909 ballots (0 over voted ballots, 0 overvotes, 70 undervotes), 2366 registered voters, turnout 80.68%

For the Tax	1019	55.41%	129	575	315	0
Against the Tax	820	44.59%	113	456	251	0
Total	1839	100.00%	242	1031	566	0
Overvotes	0					
Undervotes	70					

Springfield-Clark CTC Bond Levy (Vote for 1)

79 ballots (0 over voted ballots, 0 overvotes, 9 undervotes), 99 registered voters, turnout 79.80%

Against the Bond Issue and Levy	47	67.14%	5	24	18	0
For the Bond Issue and Levy	23	32.86%	2	12	9	0
Total	70	100.00%	7	36	27	0
Overvotes	0					
Undervotes	9					

Tecumseh School Improvements Levy (Vote for 1)

79 ballots (0 over voted ballots, 0 overvotes, 2 undervotes), 99 registered voters, turnout 79.80%

Against the Tax Levy	43	55.84%	0	24	19	0
For the Tax Levy	34	44.16%	7	15	12	0
Total	77	100.00%	7	39	31	0
Overvotes	0					
Undervotes	2					

Tecumseh School Substitute Levy (Vote for 1)

79 ballots (0 over voted ballots, 0 overvotes, 4 undervotes), 99 registered voters, turnout 79.80%

Against the Tax Levy	59	78.67%	6	31	22	0
For the Tax Levy	16	21.33%	1	8	7	0
Total	75	100.00%	7	39	29	0
Overvotes	0					
Undervotes	4					

Troy City School General Permanent Improvements Levy (Vote for 1)

16645 ballots (1 over voted ballots, 1 overvotes, 855 undervotes), 22795 registered voters, turnout 73.02%

For the Tax Levy	8609	54.53%	1144	3325	4140	0
Against the Tax Levy	7180	45.47%	867	2807	3506	0
Total	15789	100.00%	2011	6132	7646	0
Overvotes	1					
Undervotes	855					

Wawa Local Liquor Option Weekday Sales (Vote for 1)

683 ballots (0 over voted ballots, 0 overvotes, 38 undervotes), 835 registered voters, turnout 81.80%

YES	425	65.89%	56	166	203	0
NO	220	34.11%	32	65	123	0
Total	645	100.00%	88	231	326	0
Overvotes	0					
Undervotes	38					

Wawa Local Liquor Option Sunday Sales (Vote for 1)

683 ballots (0 over voted ballots, 0 overvotes, 36 undervotes), 835 registered voters, turnout 81.80%

YES	408	63.06%	49	164	195	0
NO	239	36.94%	38	68	133	0

Statement of Votes Cast by Geography
 Miami County, 2024 General Election, Nov 05, 2024 Miami's Unofficial Canvass
 All Precincts, All Districts, All Counter Groups, All ScanStations, All Contests, All Boxes
 Total Ballots Cast: 58874, Registered Voters: 78731, Overall Turnout: 74.78%
 87 precincts reported out of 87 total

Choice	Votes	Vote %	AB	ED	EV	PR
Total	647	100.00%	87	232	328	0
Overvotes	0					
Undervotes	36					

Troy Food Mart Local Liquor Option Sunday Sales (Vote for 1)

1047 ballots (0 over voted ballots, 0 overvotes, 73 undervotes), 1390 registered voters, turnout 75.32%

YES	723	74.23%	95	326	302	0
NO	251	25.77%	41	96	114	0
Total	974	100.00%	136	422	416	0
Overvotes	0					
Undervotes	73					

C&J Party Supply Local Liquor Option Sunday Sales (Vote for 1)

677 ballots (0 over voted ballots, 0 overvotes, 15 undervotes), 968 registered voters, turnout 69.94%

YES	495	74.77%	77	293	125	0
NO	167	25.23%	33	79	55	0
Total	662	100.00%	110	372	180	0
Overvotes	0					
Undervotes	15					

**Miami County, 2024 General Election, Nov 05, 2024
Write-in Candidates by Contest Report**

Nov 6, 2024
10:12:01 AM

Candidates	All Assignments	Voted Assignments
President and Vice President		
Brian Kienitz-Christina Johnston	0	0
Cherunda Fox-Harlan McVay, Jr.	0	0
Chris Garrity-Cody Ballard	0	0
Claudia De la Cruz-Karina Garcia	6	6
Cornel West-Melina Abdullah	6	6
Invalid	0	0
Invalid	170	139
Jay J. Bowman-De D. Bowman	0	0
John Cheng-Wayne Waligorski	0	0
Shiva Ayyadurai-Crystal Ellis	0	0
William Nalbach-Willis Butts	0	0

Don W. Hill
Michael E. Korman

Robert E. Long III
Audrey Gillespie

Miami County, 2024 General Election, Nov 05, 2024
Write-in Candidates by Contest Report

Nov 6, 2024
10:12:14 AM

Candidates	All Assignments	Voted Assignments
U.S. Senator		
David Allen Pastorius	0	0
Invalid	0	0
Invalid	44	38
Nathan Russell	1	1
Stephen Faris	0	0
Tariq Shabazz	2	2

David Allen Pastorius
Mark E. Johnson
Frank E. Ly III
Audrey N. Gillespie

Miami County, 2024 General Election, Nov 05, 2024
Write-in Candidates by Contest Report

Nov 6, 2024
10:11:41 AM

Candidates	All Assignments	Voted Assignments
County Recorder		
David E. Norman	6140	6140
Invalid	0	0
Invalid	2657	2657
Samuel J. Pierce	3511	3511

David E. Norman

Samuel J. Pierce

Robert E. Lytle

Audrey Gillespie